



# ULTRASONIC LABEL SENSORS UGUTI

WITH IO-LINK

 **di-soric**

# ULTRASONIC LABEL SENSORS WITH IO-LINK: UGUTI.


## FLEXIBLE, FAST, PRECISE, SIMPLE AND RUGGED.

Ultrasonic label sensors do not just detect very thin and transparent foil labels. They also reliably detect metalized labels and provide sufficient clearance for thicker, folded booklets. The innovative dual operation concept—optionally implemented using IO-Link with the configuration and diagnostics of all sensor functions or using teach-in with manual threshold value adjustment using the **+** **-** buttons—makes it possible to put the sensor into operation quickly.

### Rugged, compact design with straight or angled plug connector

in a metal housing with full encapsulation and IP67, compatible with standard mounting options

### Very easy operation

- Teach-in and threshold value adjustment using the **+** and **-** buttons
- 2 LEDs  – Green: status and yellow: switching output

### Qualitative diagnostics

binary using the red LED  and using IO-Link

### Fast and precise

- Activation time of just 0.25 ms
- Up to a maximum of 250 m/min of label material (in operation and teach-in process)
- High reproducibility: only  $\pm 0.2$  mm of deviation

### High flexibility

thanks to ultrasound and a fork width of 6 mm and a fork depth of 70 mm for a wide variety of label material such as:

- Metalized foil labels
- Transparent labels
- Paper labels
- Booklets up to a thickness of 6 mm
- Ultra-short labels with only 2 mm of length

### High process reliability

2 independent switching outputs and potential parallel operation: fast switching output during ongoing IO-Link communication

### Operation with process reliability

Fast, efficient cleaning thanks to large blow-out hole



# ONE LABEL SENSOR FOR A WIDE RANGE OF APPLICATIONS.

## APPLICATION-SPECIFIC CONFIGURATION INSTEAD OF VARIOUS PIECES OF HARDWARE.

Instead of keeping various sensors on hand for different applications, you can save the application-specific configuration in the IO-Link master, load it to the sensor and get started right away. Device swapping and system duplication work just as easily.



### Detection of transparent foil labels for application at a precise position

UGUTI 6/70

The ultrasonic label sensor detects label gaps with precision and makes it possible to carry out accurate positioning of transparent labels on containers.

- High-performance labeler with ultrasonic label sensor for transparent labels
- Fork light barrier trigger sensor
- M12 ultrasonic sensor for determining the roller diameter

## RELIABLE AND STABLE APPLICATIONS: UGUTI WITH IO-LINK



### Multi-functional and standardized

Format change through threshold value adjustment and through job management with application-specific configurations in accordance with the Smart Sensor Profile



### Diagnostics

Qualitative and quantitative diagnostics:

- Analysis of process stability and teach-in quality (qualitative)
- Current process values, min/max, teaching and threshold measured values (quantitative)



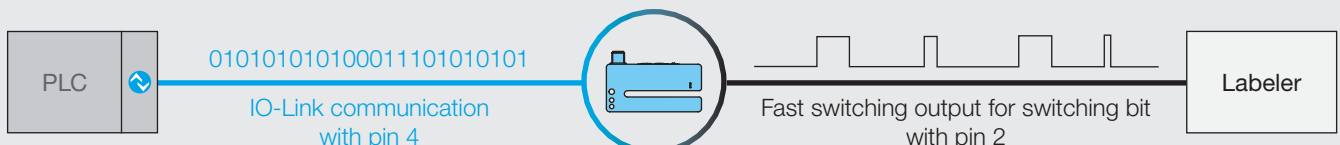
### Parallel operation

Configuration/diagnostics using IO-Link and fast switching output simultaneously:



### Easy maintenance

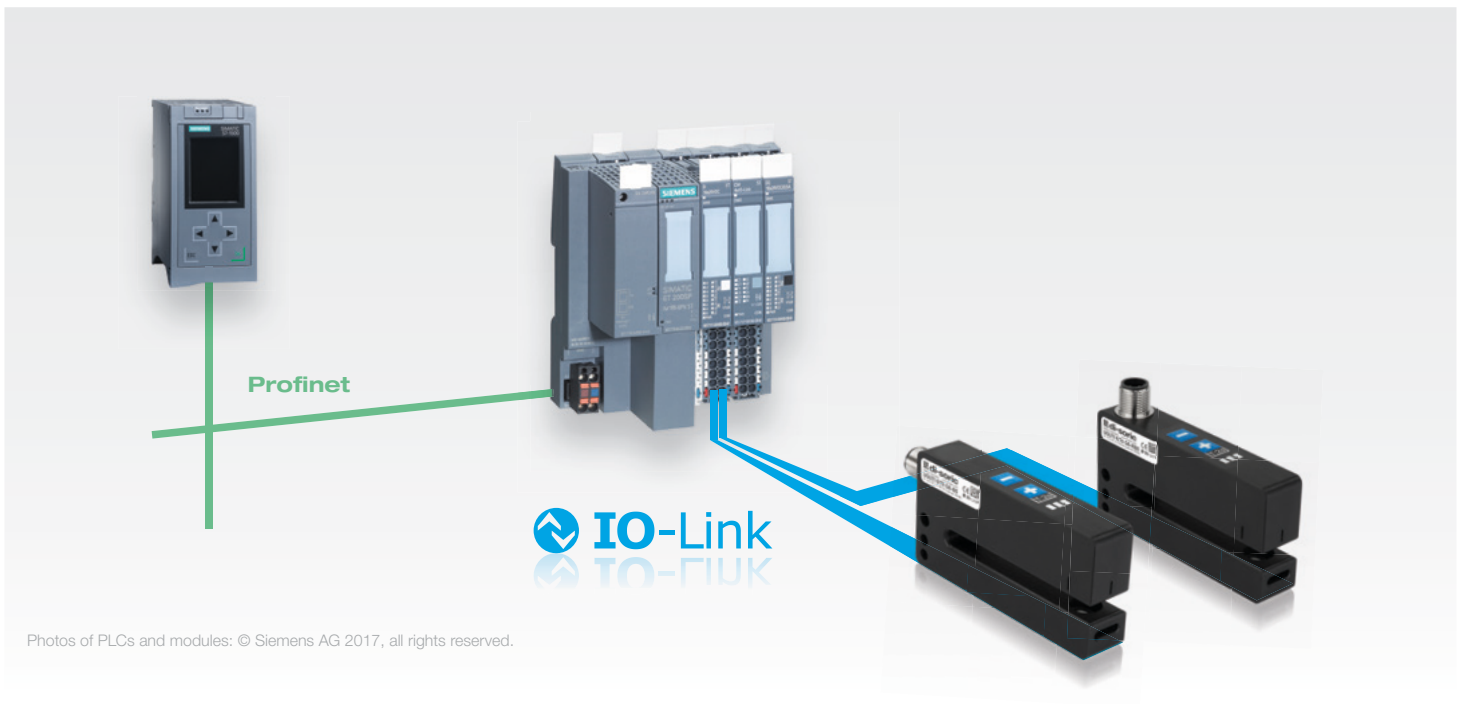
- Device swap without manual intervention or specialized knowledge thanks to IO-Link 1.1 with data storage in the master
- Smart Sensor Profile – Fully compliant with standards



# SMART THANKS TO IO-LINK. SAVE TIME AND MONEY.

## GET STRAIGHT TO THE POINT.

IO-Link provides a point-to-point connection within any network, fieldbus or backplane bus. The IO-Link master can be installed either directly in the field or in the control cabinet. The international IO-Link standard (in accordance with IEC 61131-9) is now regarded as an "enabler for Industry 4.0"



## 5 REASONS FOR OUR UGUTI WITH IO-LINK.

1

**COST REDUCTION** thanks to reduced stockkeeping

- One sensor can provide the solution for various applications by adjusting the configuration. Application-specific sensors are no longer necessary.

2

**IMPLEMENTATION OF INNOVATIVE MACHINE CONCEPTS** thanks to consistent communication

- Recipe management in the IO-Link master, remote maintenance, diagnostics, sensor-configuration in accordance with the standardized Smart Sensor Profile

3

**REDUCTION OF COMMISSIONING TIMES** through standard cabling and data storage in the master

- Standard plug connectors and push/pull outputs
- The sensor can be configured directly over the IO-Link master and is saved in the master with IO-Link 1.1

4

**INCREASED MACHINE PRODUCTIVITY** through configuration and identification

- Additional functionality integrated directly into the sensor: Sensor modes, teach-in, evaluation of signal values, pulse extension, operation lock



5

**REVOLUTIONIZING MAINTENANCE** through self-diagnostics and data storage

- Process stability diagnostics (e.g. function reserve)
- Easy device swapping without manual intervention or specialized knowledge thanks to data storage in IO-Link 1.1 master

# TECHNICAL DATA

## UGUTI 6/70

	UGUTI 6/70 G6-B5	UGUTI 6/70 G6-RB5
		
Housing dimensions H/W/D	45 / 90 / 18 mm	45 / 90 / 18 mm
Fork/slot width	6 mm	
Slot depth	70 mm	
Indicators	Status Switching output Warning	LED: green LED: yellow LED: red
Switching output	2 independent outputs, push-pull, 100 mA, NO/NC Additional warning output (for diagnostics) / output for parallel operation	
Interface	IO-Link	
Internal power consumption	40 mA	
Activation time	0.25 ms	
Max. belt speed teach mode / operation	48000 labels/min <sup>1)</sup>	
Reproducibility	± 0.2 mm <sup>2)</sup>	
Sensitivity adjustment using teach button	Yes	
Sensitivity adjustment using remote teaching	Yes	
Connector	M12 5-pin	M12 (radial) 5-pin
Connection cable	VK.../5	

### IOL MASTER IO-LINK DEVICE TOOL

#### CAN BE USED ANYWHERE

for offline diagnostics and offline configuration



- Universal IO-Link 1-port master with USB 2.0 (Mini USB B) interface and PC software
- For all devices with IO-Link Specification 1.0.1 and 1.1
- Status LED for IO-Link and SIO mode
- M12 connection for devices
- Power supply for IO-Link Device:  
Up to 80 mA over USB connection, up to 1 A with AC adapter



<sup>1)</sup> 2 mm label and 2 mm gap <sup>2)</sup> Dependent on the label material and carrier material

**SOLUTIONS. CLEVER. PRACTICAL.**

### **di-soric Headquarters**

**Germany:** di-soric GmbH & Co. KG | Steinbeisstrasse 6 | 73660 Urbach  
Phone +49 71 81 98 79-0 | Fax +49 71 81 98 79-179 | [info@di-soric.com](mailto:info@di-soric.com)

### **di-soric Subsidiaries**

**Austria:** di-soric Austria GmbH & Co. KG | Phone +43 7228 72 366 | [info.at@di-soric.com](mailto:info.at@di-soric.com)

**France:** di-soric SAS | Phone +33 476 61 65 90 | [info@di-soric.fr](mailto:info@di-soric.fr)

**Singapore:** di-soric Pte. Ltd. | Phone +65 6634 38436 | [info.sg@di-soric.com](mailto:info.sg@di-soric.com)

**Switzerland:** di-soric SNT AG | Phone +41 44 817 29 22 | [info.ch@di-soric.com](mailto:info.ch@di-soric.com)

**The Netherlands:** di-soric B.V. | Phone +31 413 33 13 91 | [info.nl@di-soric.com](mailto:info.nl@di-soric.com)

For further information visit [www.di-soric.com/international](http://www.di-soric.com/international)

**[www.di-soric.com](http://www.di-soric.com)**